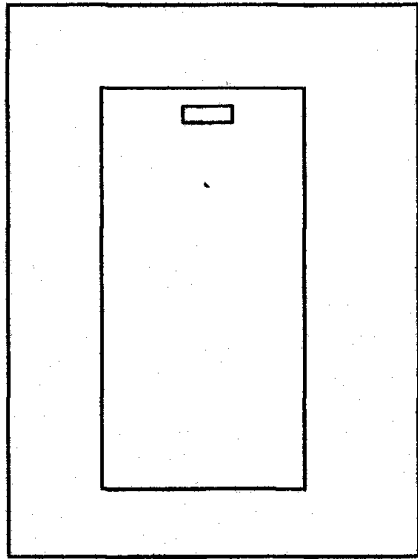
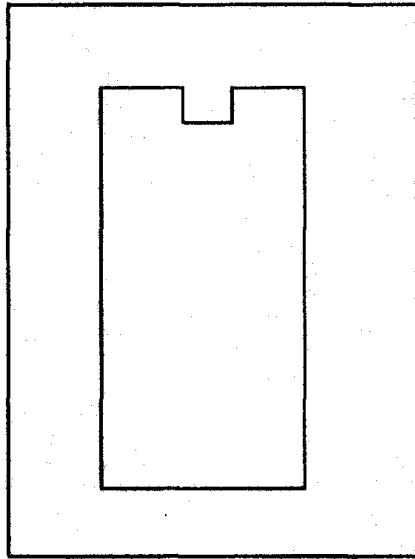


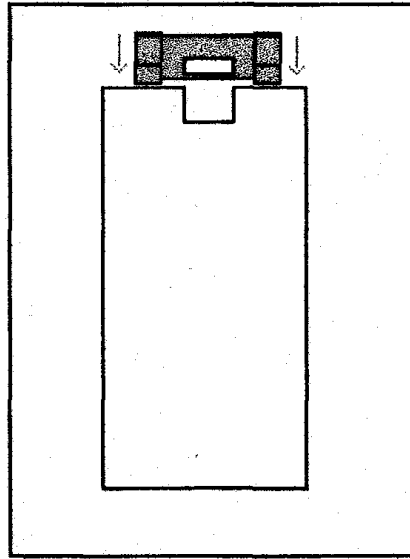
## **Instructions for Vertical Vane Repair Clips**



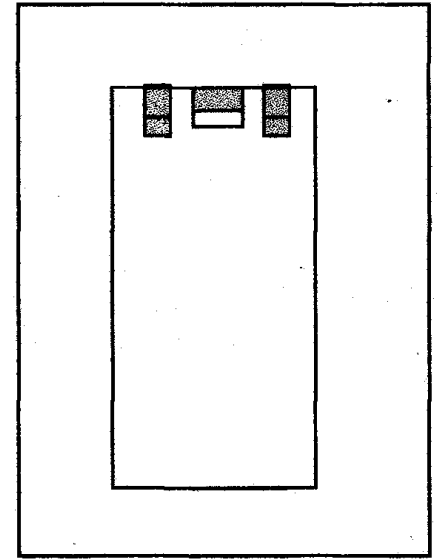
**Figure 1**



**Figure 2**



**Figure 3**



**Figure 4**

- 1) Remove slat from headrail of vertical blind. (Figure 1)**
- 2) Cut away old or broken part of slat, leaving a rectangular notch. (Figure 2)**
- 3) Align new "repair clip" with notch and gently tap the clip onto the vane. (Figure 3)**
- 4) Reattach repaired vane back on the headrail. (Figure 4)**